



District Report Card: 2017


State: Jammu And Kashmir	District: Kulgam
Class: 8	Subject: Language
Schools: 50	Students: 569


Participation/Coverage


Students

GENDER 	Boys		Girls	
	Number	%	Number	%
	254	44.64	315	55.36

AREA 	Rural		Urban	
	Number	%	Number	%
	569	100.00	0	0.00

CATEGORY 	SC		ST		OBC		GEN	
	Number	%	Number	%	Number	%	Number	%
	5	0.88	18	3.16	93	16.34	453	79.61

CWSN 	LD	VI	HI	S&LD	ID	Oth
	0	0	0	0	2	0

Management 	Government		Government-aided	
	Number	%	Number	%
	569	100.00	0	0.00

Average Performance of Students in Language (%)

Overall	Gender		Area		Management		Social Group			
	Male	Female	Rural	Urban	Govt.	Aided	SC	ST	OBC	GEN
18.25	18.69	17.90	18.25	0.00	18.25	0.00	18.67	18.15	20.72	17.75

Performance on Learning Outcomes (LOs)

Learning Outcomes	Description	Average Performance(%)
L813	Read textual/non-textual materials with comprehension and identifies the details, characters, main idea and sequence of ideas and events while reading	18.25

Range of Performance of Students who Answered Correctly							
Below 30%		30% - 50%		50% - 75%		Above 75%	
Number	%	Number	%	Number	%	Number	%
503	88.40	64	11.25	2	0.35	0	0.00

Lowest Performing Learning Outcomes (LOs)

1 - Read textual/non-textual materials with comprehension and identifies the details, characters, main idea and sequence of ideas and events while reading (18.25)